

# Equity in Athletics 2018

Institution: Indian River State College (134608)

User ID: E1346081

## Screening Questions

Please answer these questions carefully as your responses will determine which subsequent data entry screens are appropriate for your institution.

### 1. How will you report Operating (Game-day) Expenses?

By Team

Per Participant

### 2. Select the type of varsity sports teams at your institution.

Men's Teams

Women's Teams

Coed Teams

### 3. Do any of your teams have assistant coaches?

Yes

Men's Teams

Women's Teams

Coed Teams

No

- If you save the data on this screen, then return to the screen to make changes, note the following:
- 1) If you select an additional type of team remember to include associated data for that type of team on subsequent screens;
- 2) If you delete a type of team but have already entered associated data on other screens, all associated data for that type of team will be deleted from subsequent screens. However, because the survey system has to recalculate the totals, you must re-save every screen.

Image Caption: screening questions . 1. How will you report operating expenses? 2. Select the type of varsity sports teams at your institution. 3. Do any of your teams have assistant coaches?

## Sports Selection - Men's and Women's Teams

Select the varsity sports teams at your institution.					
Sport	Men's	Women's	Sport	Men's	Women's
Archery	<input type="checkbox"/>	<input type="checkbox"/>	Badminton	<input type="checkbox"/>	<input type="checkbox"/>
Baseball	<input checked="" type="checkbox"/>	<input type="checkbox"/>	Basketball	<input checked="" type="checkbox"/>	<input checked="" type="checkbox"/>
Beach Volleyball	<input type="checkbox"/>	<input type="checkbox"/>	Bowling	<input type="checkbox"/>	<input type="checkbox"/>
Cross Country	<input type="checkbox"/>	<input type="checkbox"/>	Diving	<input type="checkbox"/>	<input type="checkbox"/>
Equestrian	<input type="checkbox"/>	<input type="checkbox"/>	Fencing	<input type="checkbox"/>	<input type="checkbox"/>
Field Hockey	<input type="checkbox"/>	<input type="checkbox"/>	Football	<input type="checkbox"/>	<input type="checkbox"/>
Golf	<input type="checkbox"/>	<input type="checkbox"/>	Gymnastics	<input type="checkbox"/>	<input type="checkbox"/>
Ice Hockey	<input type="checkbox"/>	<input type="checkbox"/>	Lacrosse	<input type="checkbox"/>	<input type="checkbox"/>
Rifle	<input type="checkbox"/>	<input type="checkbox"/>	Rodeo	<input type="checkbox"/>	<input type="checkbox"/>
Rowing	<input type="checkbox"/>	<input type="checkbox"/>	Sailing	<input type="checkbox"/>	<input type="checkbox"/>
Skiing	<input type="checkbox"/>	<input type="checkbox"/>	Soccer	<input type="checkbox"/>	<input type="checkbox"/>
Softball	<input type="checkbox"/>	<input type="checkbox"/>	Squash	<input type="checkbox"/>	<input type="checkbox"/>
Swimming	<input type="checkbox"/>	<input type="checkbox"/>	Swimming and Diving (combined)	<input checked="" type="checkbox"/>	<input checked="" type="checkbox"/>
Synchronized Swimming	<input type="checkbox"/>	<input type="checkbox"/>	Table Tennis	<input type="checkbox"/>	<input type="checkbox"/>
Team Handball	<input type="checkbox"/>	<input type="checkbox"/>	Tennis	<input type="checkbox"/>	<input type="checkbox"/>
Track and Field (Indoor)	<input type="checkbox"/>	<input type="checkbox"/>	Track and Field (Outdoor)	<input type="checkbox"/>	<input type="checkbox"/>
Track and Field and Cross Country (combined)	<input type="checkbox"/>	<input type="checkbox"/>	Volleyball	<input type="checkbox"/>	<input checked="" type="checkbox"/>
Water Polo	<input type="checkbox"/>	<input type="checkbox"/>	Weight Lifting	<input type="checkbox"/>	<input type="checkbox"/>
Wrestling	<input type="checkbox"/>	<input type="checkbox"/>	Other Sports (Specify sports in the caveat box.)*	<input type="checkbox"/>	<input type="checkbox"/>

**CAVEAT**  
 The caveat on this screen is for internal use and does not appear on the EADA Dissemination Website (public site). If you want information to appear on the public site, enter it on the Athletic Participation screen.

\* If you indicated in the caveat box that your other sports are Dancing and/or Cheerleading, please specify in the caveat box that these are competitive varsity teams (i.e., not pep squads).

- If you save the data on this screen, then return to the screen to make changes, note the following:
- 1) If you select an additional team remember to include associated data for that sport on subsequent screens;
- 2) If you delete a sport but have already entered associated data on other screens, all associated data for that sport will be deleted from subsequent screens. However, because the survey system has to recalculate the totals, you must re-save every screen.

Image Caption: Sports Selection - Men's and Women's Teams. Questions are: select the varsity sports teams at your institution.

## Athletics Participation - Men's and Women's Teams

Enter the number of participants as of the day of the first scheduled contest.

Varsity Teams	Men's Teams	Women's Teams
Baseball	26	
Basketball	14	15
Softball		25
Swimming and Diving (combined)	19	18
Swimming	17	15
Diving	2	3
Volleyball		15
Total Participants Men's and Women's Teams	59	73
Unduplicated Count of Participants (This is a head count. If an individual participates on more than one team, count that individual only once on this line.)	59	73

**CAVEAT**  
(For each men's or women's team that includes opposite sex participants, specify the number of male and the number of female students on that team in this caveat box. This does not apply for coed teams. Additionally, provide any other clarifying information here.)

If you save the data on this screen, then return to the screen to make changes, please note you must re-save every screen because the survey system has to recalculate the totals.

Image Caption: Athletics Participation - Men's and Women's Teams. Enter the number of participants as of the day of the first scheduled contest.

## Head Coaches - Men's Teams

For each men's team, indicate whether the head coach is male or female, was assigned to the team on a full-time or part-time basis, and whether the coach was employed by the institution on a full-time basis or on a part-time or volunteer basis, by entering a 1 in the appropriate field.  
 The Swimming and Diving (combined) fields allow up to 2 head coaches. The Track and Field and Cross Country (combined) fields allow up to 3.

Varsity Teams	Male Head Coaches				Female Head Coaches				Total Head Coaches
	Assigned to Team on a Full-Time Basis	Assigned to Team on a Part-Time Basis	Full-Time Institution Employee	Part-Time Institution Employee or Volunteer	Assigned to Team on a Full-Time Basis	Assigned to Team on a Part-Time Basis	Full-Time Institution Employee	Part-Time Institution Employee or Volunteer	
Baseball		1	1						1
Basketball		1	1						1
Swimming and Diving (combined)		1	1						1
Coaching Position Totals	0	3	3	0	0	0	0	0	3

CAVEAT

Image Caption: Head Coaches - Men's Teams. For each men's team, indicate whether the head coach is male or female, was assigned to the team on a full-time or part-time basis, and whether the coach was employed by the institution on a full-time basis or on a part-time or volunteer basis..

## Head Coaches - Women's Teams

For each women's team, indicate whether the head coach is male or female, was assigned to the team on a full-time or part-time basis, and whether the coach was employed by the institution on a full-time basis or on a part-time or volunteer basis, by entering a 1 in the appropriate field. The Swimming and Diving (combined) fields allow up to 2 head coaches. The Track and Field and Cross Country (combined) fields allow up to 3.

Varsity Teams	Male Head Coaches				Female Head Coaches				Total Head Coaches
	Assigned to Team on a Full-Time Basis	Assigned to Team on a Part-Time Basis	Full-Time Institution Employee	Part-Time Institution Employee or Volunteer	Assigned to Team on a Full-Time Basis	Assigned to Team on a Part-Time Basis	Full-Time Institution Employee	Part-Time Institution Employee or Volunteer	
Basketball						1	1		1
Softball		1	1						1
Swimming and Diving (combined)		1	1						1
Volleyball						1	1		1
Coaching Position Totals	0	2	2	0	0	2	2	0	4




Image Caption: Head Coaches - Women's Teams. For each men's team, indicate whether the head coach is male or female, was assigned to the team on a full-time or part-time basis, and whether the coach was employed by the institution on a full-time basis or on a part-time or volunteer basis.

## Head Coaches' Salaries - Men's and Women's Teams

Enter only salaries and bonuses that your institution pays head coaches as compensation for coaching. Do not include benefits on this screen.

Do not include volunteer coaches in calculating the average salary and the Full-Time Equivalent (FTE) Total. For help calculating the FTE total click on the Instructions link on this screen.

	Men's Teams	Women's Teams
Average Annual Institutional Salary per Head Coaching Position (for coaching duties only)	4,145	4,145
Number of Head Coaching Positions Used to Calculate the Average	3	4
Number of Volunteer Head Coaching Positions (Do not include these coaches in your salary or FTE calculations.)	0	0
Average Annual Institutional Salary per Full-time equivalent (FTE)	41,450	41,450
Sum of Full-Time Equivalent (FTE) Positions Used to Calculate the Average	0.30	0.40

CAVEAT

Image Caption: Head Coaches' Salaries - Men's and Women's Teams. Enter only salaries and bonuses that your institution pays head coaches as compensation for coaching.

## Assistant Coaches - Men's Teams

For each men's team, indicate whether the assistant coach is male or female, was assigned to the team on a full-time or part-time basis, and whether the coach was employed by the institution on a full-time basis or on a part-time or volunteer basis, by entering a 1 in the appropriate field.

Varsity Teams	Male Assistant Coaches				Female Assistant Coaches				Total Assistant Coaches
	Assigned to Team on a Full-Time Basis	Assigned to Team on a Part-Time Basis	Full-Time Institution Employee	Part-Time Institution Employee or Volunteer	Assigned to Team on a Full-Time Basis	Assigned to Team on a Part-Time Basis	Full-Time Institution Employee	Part-Time Institution Employee or Volunteer	
Baseball		1		1					1
Basketball		1		1					1
Swimming and Diving (combined)		2	2						2
Coaching Position Totals	0	4	2	2	0	0	0	0	4

CAVEAT

Image Caption: Assistant Coaches - Men's Teams: For each men's team indicate whether the assistant coach is male or female, was assigned to the team on a full-time or part-time basis, and whether the coach was employed by the institution on a full-time basis or on a part-time or volunteer basis.

## Assistant Coaches - Women's Teams

For each women's team, indicate whether the assistant coach is male or female, was assigned to the team on a full-time or part-time basis, and whether the coach was employed by the institution on a full-time basis or on a part-time or volunteer basis, by entering a 1 in the appropriate field.

		Male Assistant Coaches			Female Assistant Coaches			
			Full-Time Institution Employee			Full-Time Institution Employee		Total Assistant Coaches
								1
								1
Swimming and Diving (combined)			2					2
								1
								5

CAVEAT

Image Caption: Assistant Coaches - Women's Teams. For each women's team indicate whether the assistant coach is male or female, was assigned to the team on a full-time or part-time basis, and whether the coach was employed by the institution on a full-time basis or on a part-time or volunteer basis.



## Assistant Coaches' Salaries - Men's and Women's Teams

Enter only salaries and bonuses that your institution pays assistant coaches as compensation for coaching. Do not include benefits on this screen.  
Do not include volunteer coaches in calculating the average salary and the Full-Time Equivalent (FTE) Total.  
For help calculating the FTE total click on the Instructions link on this screen.

	Men's Teams	Women's Teams
Average Annual Institutional Salary per Assistant Coaching Position (for coaching duties only)	2,720	2,720
Number of Assistant Coaching Positions Used to Calculate the Average	4	5
Number of Volunteer Assistant Coaching Positions (Do not include these coaches in your salary or FTE calculations.)	0	0
Average Annual Institutional Salary per Full-time equivalent (FTE)	27,200	27,200
Sum of Full-Time Equivalent (FTE) Positions Used to Calculate the Average	0.40	0.50

CAVEAT

Image Caption: Assistant Coaches' Salaries - Men's and Women's Teams. Enter only salaries and bonuses that your institution pays assistant coaches as compensation for coaching. Do not include volunteer coaches in calculating the average salary.

## Athletically Related Student Aid - Men's and Women's Teams

Athletically related student aid is any scholarship, grant, or other form of financial assistance, offered by an institution, the terms of which require the recipient to participate in a program of intercollegiate athletics at the institution. Other student aid, of which a student-athlete simply happens to be the recipient, is not athletically related student aid. If you do not have any aid to report, enter a 0.

	Men's Teams	Women's Teams	Total
Amount of Aid	419,748	593,433	1,013,181
Ratio (percent)	41	59	100%

CAVEAT




Image Caption: Athletically Related Student Aid - Men's and Women's Teams. Athletically related student aid is any scholarship, grant, or other form of financial assistance, offered by an institution, the terms of which require the recipient to participate in a program of intercollegiate athletics at the institution. Other student aid, of which a student-athlete simply happens to be the recipient, is not athletically related student aid.

# Recruiting Expenses - Men's and Women's Teams

Recruiting expenses are all expenses an institution incurs attributable to recruiting activities. This includes, but is not limited to, expenses for lodging, meals, telephone use, and transportation (including vehicles used for recruiting purposes) for both recruits and personnel engaged in recruiting, and other expenses for official and unofficial visits, and all other expenses related to recruiting. If you do not have any recruiting expenses to report, enter a 0.

	Men's Teams	Women's Teams	Total
Total	4,798	5,194	9,992


CAVEAT

Image Caption: Recruiting Expenses - Men's and Women's Teams. Recruiting expenses are all expenses an institution incurs attributable to recruiting activities. This includes, but is not limited to, expenses for lodging, meals, telephone use, and transportation (including vehicles used for recruiting purposes) for both recruits and personnel engaged in recruiting, and other expenses for official and unofficial visits, and all other expenses related to recruiting. If you do not have any recruiting expenses to report, enter a 0.

## Operating (Game-Day) Expenses - Men's and Women's Teams by Team

Operating expenses are all expenses an institution incurs attributable to home, away, and neutral-site intercollegiate athletic contests (commonly known as "game-day expenses"), for (A) Lodging, meals, transportation, uniforms, and equipment for coaches, team members, support staff (including, but not limited to team managers and trainers), and others; and (B) Officials.  
 For a sport with a men's team and a women's team that have a combined budget, click here for special instructions.  
 Report actual numbers, not budgeted or estimated numbers. Please do not round beyond the next dollar.

Varsity Teams	Participants	Men's Teams		Women's Teams			
		Operating Expenses per Participant	By Team	Participants	Operating Expenses per Participant	By Team	
Basketball	14	2,950	41,298	15	2,217	33,258	74,556
Baseball	26	5,948	154,648				
Softball				25	2,090	52,239	
Swimming and Diving (combined)	19	1,000	18,999	18	1,000	17,999	
Volleyball				15	1,356	20,338	
<b>Total Operating Expenses Men's and Women's Teams</b>	<b>59</b>		<b>214,945</b>	<b>73</b>		<b>123,834</b>	



**Note: This screen is for game-day expenses only.**

Image Caption: Operating Game Day Expenses - Men's and Women's Teams by Team. Operating expenses are all expenses an institution incurs attributable to home, away, and neutral-site intercollegiate athletic contests (commonly known as "game-day expenses"), for (A) Lodging, meals, transportation, uniforms, and equipment for coaches, team members, support staff.

## Total Expenses - Men's and Women's Teams

Enter all expenses attributable to intercollegiate athletic activities. This includes appearance guarantees and options, athletically related student aid, contract services, equipment, fundraising activities, operating expenses, promotional activities, recruiting expenses, salaries and benefits, supplies, travel, and any other expenses attributable to intercollegiate athletic activities.

**Report actual numbers, not budgeted or estimated numbers. Please do not round beyond the next dollar.**

Varsity Teams	Men's Teams	Women's Teams	Total
Basketball	245,229	242,303	487,532
Baseball	420,783		420,783
Softball		364,307	364,307
Swimming and Diving (combined)	148,828	161,039	309,867
Volleyball		246,466	246,466
Total Expenses of all Sports, Except Football and Basketball, Combined	569,611	771,812	1,341,423
Total Expenses Men's and Women's Teams	814,840	1,014,115	1,828,955
Not Allocated by Gender/Sport (Expenses not attributable to a particular sport or sports)			420,337
Grand Total Expenses			2,249,292

CAVEAT




Image Caption: Total Expenses - Men's and Women's Teams. Enter all expenses attributable to intercollegiate athletic activities. This includes appearance guarantees and options, athletically related student aid, contract services, equipment, fundraising activities, operating expenses, promotional activities, recruiting expenses, salaries and benefits, supplies, travel, and any other expenses attributable to intercollegiate athletic activities.

## Total Revenues - Men's and Women's Teams

Your total revenues must cover your total expenses.

Enter all revenues attributable to intercollegiate athletic activities. This includes revenues from appearance guarantees and options, an athletic conference, tournament or bowl games, concessions, contributions from alumni and others, institutional support, program advertising and sales, radio and television, royalties, signage and other sponsorships, sport camps, state or other government support, student activity fees, ticket and luxury box sales, and any other revenues attributable to intercollegiate athletic activities.

Report actual numbers, not budgeted or estimated numbers. Please do not round beyond the next dollar.

Varsity Teams	Men's Teams	Women's Teams	Total
Basketball	420,783	242,303	663,086
Baseball	245,229		245,229
Softball		364,307	364,307
Swimming and Diving (combined)	148,828	161,039	309,867
Volleyball		246,466	246,466
Total Revenues of all Sports, Except Football and Basketball, Combined	394,057	771,812	1,165,869
Total Revenues Men's and Women's Teams	814,840	1,014,115	1,828,955
Not Allocated by Gender/Sport (Revenues not attributable to a particular sport or sports)			420,337
Grand Total for all Teams (includes by team and not allocated by gender/sport)			2,249,292

CAVEAT

Image Caption: Total Revenues - Men's and Women's Teams. Your total revenues must cover your total expenses. Enter all revenues attributable to intercollegiate athletic activities. This includes revenues from appearance guarantees and options, an athletic conference, tournament or bowl games, concessions, contributions from alumni and others, institutional support, program advertising and sales, radio and television, royalties, signage and other sponsorships, sport camps, state or other government support, student activity fees, ticket and luxury box sales, and any other revenues attributable to intercollegiate athletic activities. Report actual numbers, not budgeted or estimated numbers.

## Summary - Men's and Women's Teams

Your Grand Total Revenues must be equal to or greater than your Grand Total Expenses or you will not be able to lock your survey.

	Men's Teams	Women's Teams	Total
1 Total of Head Coaches' Salaries	12,435	16,580	29,015
2 Total of Assistant Coaches' Salaries	10,880	13,600	24,480
3 Total Salaries (Lines 1+2)	23,315	30,180	53,495
4 Athletically Related Student Aid	419,748	593,433	1,013,181
5 Recruiting Expenses	4,798	5,194	9,992
6 Operating (Game-Day) Expenses	214,945	123,834	338,779
7 Summary of Subset Expenses (Lines 3+4+5+6)	662,806	752,641	1,415,447
8 Total Expenses for Teams	814,840	1,014,115	1,828,955
9 Total Expenses for Teams Minus Subset Expenses (Line 8 – Line 7)	152,034	261,474	413,508
10 Not Allocated Expenses			420,337
11 Grand Total Expenses (Lines 8+10)			2,249,292
12 Total Revenues for Teams	814,840	1,014,115	1,828,955
13 Not Allocated Revenues			420,337
14 Grand Total Revenues (Lines 12+13)			2,249,292
15 Total Revenues for Teams minus Total Expenses for Teams (Line 12-Line 8)	0	0	0
16 Grand Total Revenues Minus Grand Total Expenses (Line 14- Line 11)			0

To return to a data entry screen, click on the link in the [Navigation Menu](#).

To proceed to the Supplemental Information screen, click on the link in the [Navigation Menu](#) or click on the "Next" button on this screen.

Image Caption: Summary - Men's and Women's Teams. Your Grand Total Revenues must be equal to or greater than your Grand Total Expenses or you will not be able to lock your survey.

## Supplemental Information (optional)

This screen may be used to help the reader better understand the data you have provided, or to help a prospective student-athlete make an informed choice of an athletics program. This information will be viewable on the EADA public website. Please do not include the names of individuals or write messages to the help desk. To explain specific data entered on a previous screen, please use the caveat box on that screen.




Image Caption: Supplemental Information. Blank text box to add comments.