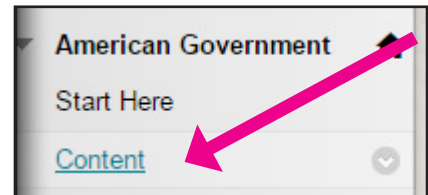
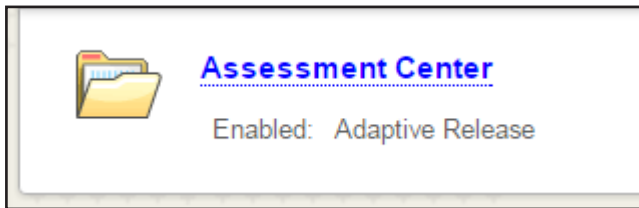


# Changing Assessment Availability

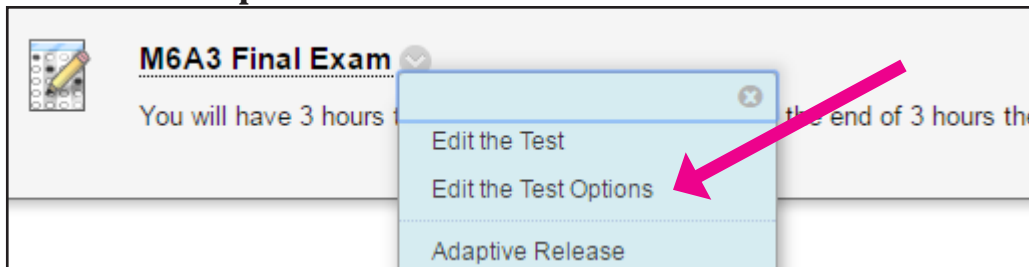
## Changing Assessment Availability

By default, all tests/quizzes in the Assessment Center Folder in Virtual Campus courses are set as unavailable with no specified due dates. This prevents students from gaining access to tests/quizzes before the specified testing times. It also allows different instructors teaching the same course to personalize in accordance with their Schedule of Activities.

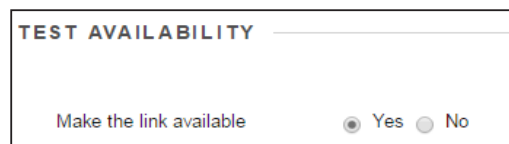
1. Navigate to Blackboard and open the course you would like to edit.
2. Click **Content** on the left-hand navigation menu.
3. Click on the **Assessment Center Folder**, which can be found below the last module folder.



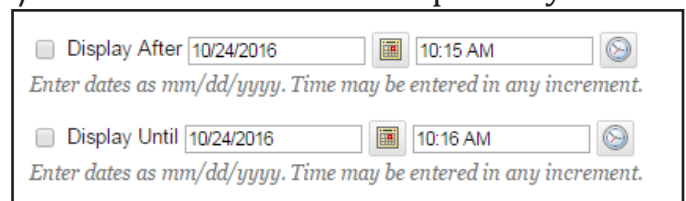
4. Locate the item for which you'd like to modify the dates and click the **chevron** next to the title to reveal the drop-down menu.
5. Select the **Edit the Test Options** button.



6. Under **Test Availability**, click the **Yes** radio button next to **Make the link available**.



7. Change **Display After** and **Display Until** dates/times as needed. This step is only necessary in the Assessment Center Folder, not the links within modules.



8. Click **Submit** to accept changes.